

ASIAN STAR COMPANY LTD.

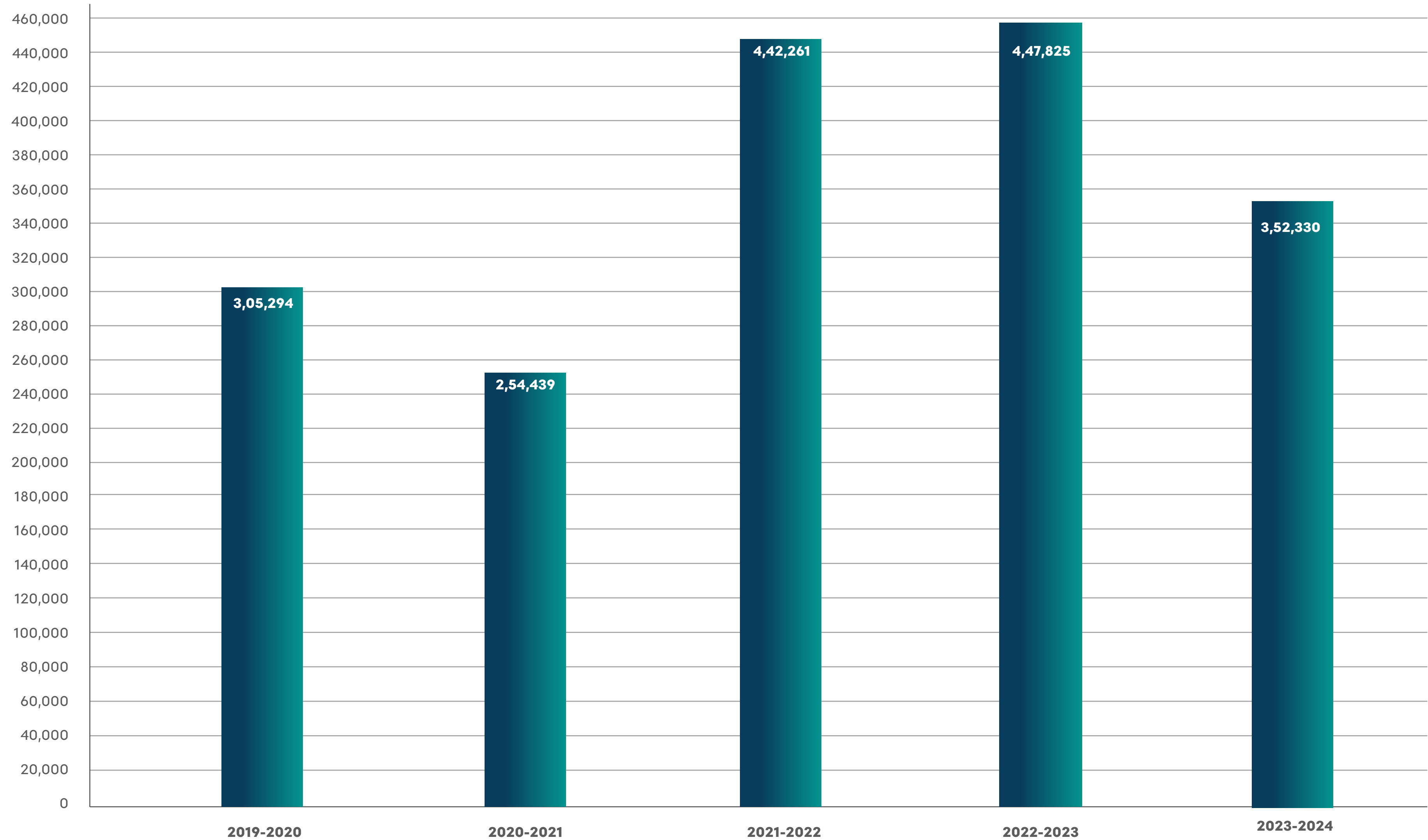
5 YEARS CONSOLIDATED FIGURES



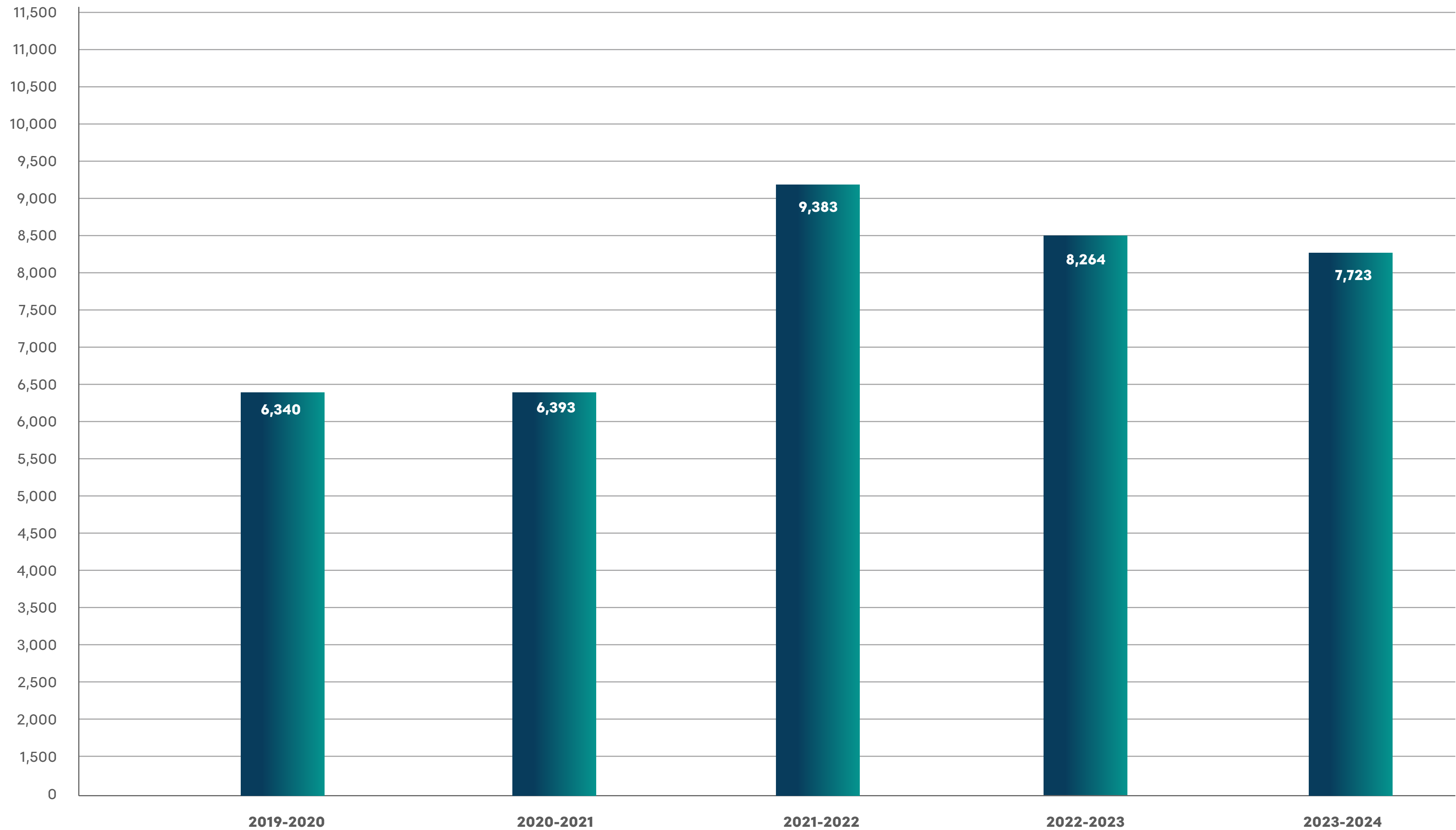
(Rs. in Lacs)

| PARTICULARS | 2019-2020 | 2020-2021 | 2021-2022 | 2022-2023 | 2023-2024 |
|------------------------------|-----------------|-----------------|-----------------|-----------------|-----------------|
| PROFIT & LOSS | | | | | |
| SALES / OPERATING REVENUE | 305,294 | 254,439 | 442,261 | 4,47,825 | 3,52,330 |
| OTHER INCOME | (390) | 1,785 | 779 | (1,033) | (2,872) |
| TOTAL REVENUE | 304,904 | 256,224 | 443,040 | 4,46,792 | 3,55,202 |
| EBITDA | 11,714 | 6,356 | 12,997 | 14,827 | 11,784 |
| PROFIT BEFORE TAXATION | 7,761 | 5,935 | 11,314 | 10,481 | 9,711 |
| PROFIT AFTER TAXATION | 6,340 | 6,393 | 9,383 | 8,264 | 7,723 |
| EPS (in Rs.) | 40 | 40 | 59 | 52 | 48 |
| BALANCE SHEET | | | | | |
| PROPERTY, PLANT & EQUIPMENTS | 21,742 | 20,309 | 17,794 | 16,833 | 17,259 |
| INVESTMENTS | 11,637 | 13,467 | 13,304 | 11,394 | 12,977 |
| NET CURRENT ASSETS | 154,376 | 147,296 | 173,933 | 1,82,493 | 1,99,771 |
| | 187,590 | 179,596 | 203,608 | 2,09,027 | 2,30,007 |
| SHARE CAPITAL | 1,601 | 1,601 | 1,601 | 1,601 | 1,601 |
| RESERVES & SURPLUS | 114,705 | 19,589 | 129,739 | 1,41,754 | 1,49,293 |
| BORROWINGS | 66,334 | 54,905 | 69,119 | 62,821 | 74,141 |
| NET NON-CURRENT LIABILITIES | 165 | 1,476 | 1,423 | 1,693 | 2,123 |
| NET DEFERRED TAX | 4,950 | 3,501 | 3,149 | 2,851 | 2,849 |
| | 1,87,755 | 1,81,072 | 2,05,031 | 2,10,720 | 2,30,007 |

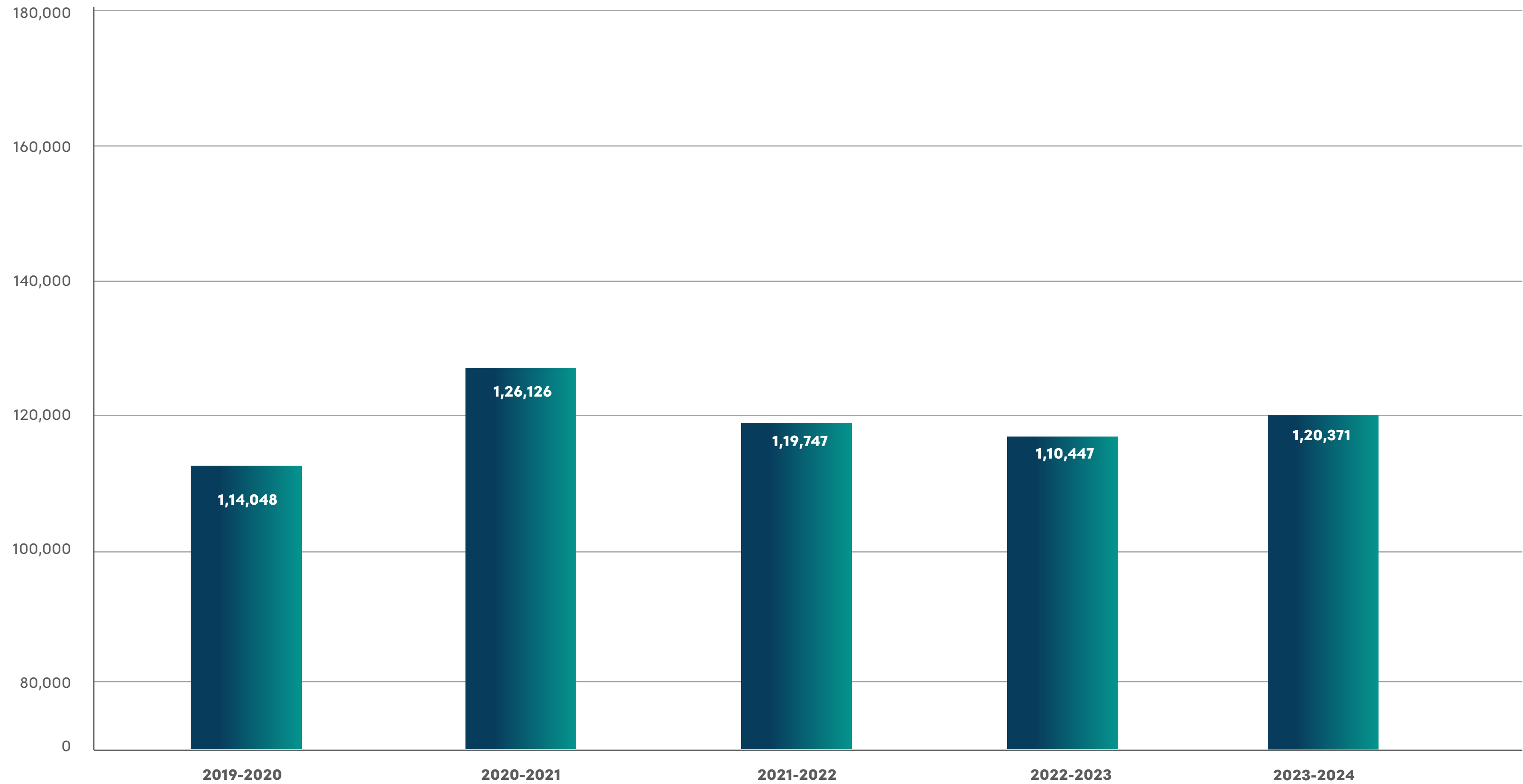
CONSOLIDATED SALES (Rs. in Lacs)



CONSOLIDATED PAT (Rs. in Lacs)

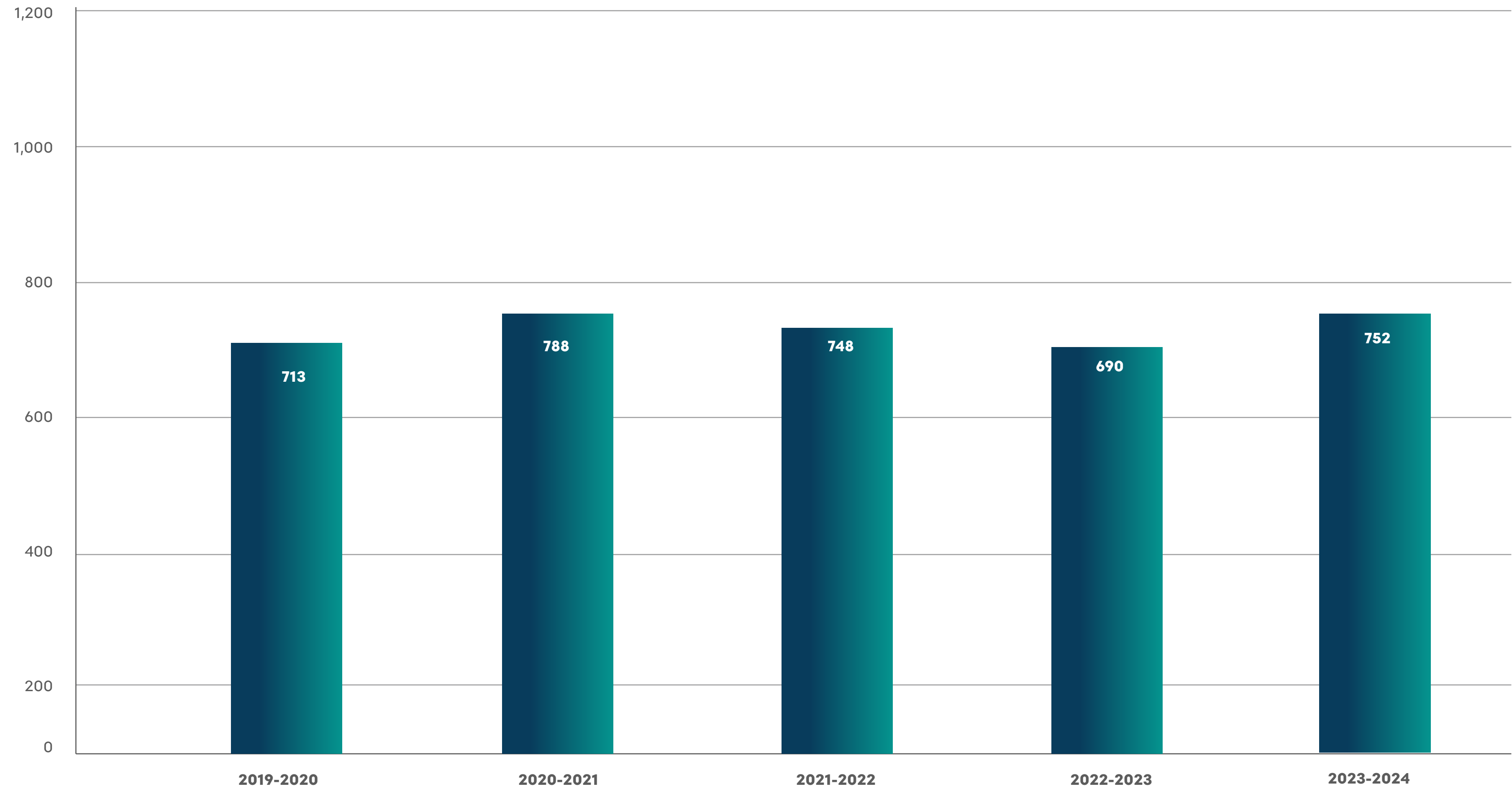


MARKET CAPITALISATION (Rs. in Lacs)



(Based on year end closing price quoted on Bombay Stock Exchange)

STOCK PRICE (in Rs.)



(Based on year end closing price quoted on Bombay Stock Exchange)